

Overview of Year Three

Lesson 1: To appreciate that people celebrate weddings.

Lesson 2: To appreciate the qualities that are required for friendship.

Lesson 3: To appreciate the qualities necessary for family.

Lesson 4: To appreciate how a mother cares for her new baby.

Lesson 5: To appreciate that Jesus helped Mary and Joseph at home.

Lesson 6: To appreciate how we can help at home.

THE WONDER OF MY BEING


YEAR THREE

LESSON 1

- Purpose** ■ To appreciate that people celebrate weddings.
- Setting** ■ Music: 'This is the Day', Alive-O 4 page 327.
- Content** ■ Display pictures of weddings.
■ Discuss weddings and preparations for them.
■ Discuss reasons why a man and a woman get married and make a commitment to each other.
■ Discuss Lesson 1 Worksheet.
- Worksheet** ■ Lesson 1 Worksheet.
- Prayer** This is the day the Lord has made.
Let us rejoice and be glad.
Thank you God for being with us as we celebrate.
Thank you for friends and family to celebrate with.
Thank you for the gift of love.
Praise to you, Lord Jesus Christ.
Amen
- At Home** ■ Discuss Lesson 1 Worksheet.

Lesson 1 Worksheet


A man and a woman get married because ...



Draw a picture of a wedding
or
Stick in a photograph of a wedding.

Parents:

Talk to your child about a Wedding
Prayer: Thank you God for the gift of love.



THE WONDER OF MY BEING

YEAR THREE

LESSON 2

- Purpose** ■ To appreciate the qualities required for friendship.
- Setting** ■ Music: 'Alive-O' 3 page 9 or 'Beings' Alive-O 3 page 180.
- Content** ■ Discuss what is important for friendship.
■ Record these qualities in your book and on strips of coloured paper.
■ Use strips of paper to create a display about friendship.
- Prayer** Night Prayer:
God our Father I come to say,
thank you for your love today.
Thank you for my family,
and all the friends you give to me.
Guard me in the dark of night,
and in the morning send your light.
Amen
- At Home** ■ Draw a picture of your friend and write a sentence.
- Links** ■ PD&MU 'Living, Learning, Together' Units 4, 5, 6 & 7.



THE WONDER OF MY BEING

YEAR THREE

LESSON 3

- Purpose** ■ To appreciate the qualities necessary for family.
- Setting** ■ Music: 'We Thank You God, We Do', Alive-O 3 page 181.
- Content** ■ In pairs or small groups talk about what your family does for you.
■ Discuss the qualities needed in a happy family.
■ Record these qualities in your book.
■ Discuss Lesson 3 Worksheet, for completion at home.
- Prayer** God Our Father,
please help me to show love at home.
God bless my family.
Amen
- At Home** ■ Complete Lesson 3 Worksheet (This is My Family).
■ Say Prayer.
- Link** ■ PD&MU 'Living, Learning, Together' Units 4, 5 & 7.

Lesson 3 Worksheet

This is My Family


What I like most about my family is ...

Prayer: God Our Father,
please help me to show love at home.
God bless my family. AMEN

Parents:

Talk to your child about your love for him/her.





THE WONDER OF MY BEING

YEAR THREE

LESSON 4


- Purpose** ■ To appreciate how a mother cares for her new baby.
- Setting** ■ Music: 'They Care for Me' Alive-O 2 page 82.
- Content** ■ Discuss what a mother has to do to look after her baby.
■ Discuss Lesson 4 Worksheet (to be completed at home).
- Prayer** God this is a little prayer of thanks,
for all that our families do,
washing us, clothing us, feeding us, nursing us
and God bless our families too.
Amen
- At Home** ■ Complete Lesson 4 Worksheet.
■ Reflection for parents:
Lord our God,
we have loved them in our longing,
long before they flourished in the womb,
or stretched out into the world at birth.
We have held them in our arms,
and cuddled them against all cold and care
as Mary and Joseph did for Jesus.
We have blessed them with a name
that someone in our family bore,
or blessed them with a name
that no one of our tribe has ever held before,
as the Baptist's parents did for John.
We have nourished them at our table,
and bring them now to yours,
to break the bread we break in memory,
of your Son, and in memory
of those now gone before.
We pray,
that they may do for theirs,
as we have done for them. AMEN
- Links** ■ PD&MU 'Living, Learning, Together' Units 4 & 7.

Lesson 4 Worksheet


When a baby is born it is loved very much.

Find three pictures to stick on this page or draw your own pictures about caring for a baby.


Feeding baby:



Washing baby:



Dressing baby:



Reflection

Lord our God,
we have loved them in our longing,
long before they flourished in the womb,
or stretched out into the world at birth.
We have held them in our arms,
and cuddled them against all cold and care
as Mary and Joseph did for Jesus.

We have blessed them with a name
that someone in our family bore,
or blessed them with a name
that no one of our tribe has ever held before,
as the Baptist's parents did for John.

We have nourished them at our table,
and bring them now to yours,
to break the bread we break in memory,
of your Son, and in memory
of those now gone before.

We pray,
that they may do for theirs,
as we have done for them. AMEN





THE WONDER OF MY BEING

YEAR THREE

LESSON 5

Purpose ■ To appreciate that Jesus helped Mary and Joseph at home.

Setting ■ Music: 'Mary Our Mother', Alive-O 3 page 274.

Content ■ Talk about the things Jesus did at home with Mary and Joseph.
■ Revise Alive-O 3, Term 1, Lesson 7 (in children's book).


Worksheet ■ Lesson 5 Worksheet.

Prayer Mother of Jesus, blessed are you.
Mother of Jesus, my mother too.
Help me to live like Jesus,
and help me to live like you.
Amen

At Home ■ Talk to parents about worksheet.
■ Say prayer.

Lesson 5 Worksheet

Draw a picture of Jesus helping at home.



Jesus helped at home by _____

Prayer: Mother of Jesus, blessed are you.
Mother of Jesus, my mother too.
Help me to live like Jesus,
and help me to live like you. AMEN



THE WONDER OF MY BEING

YEAR THREE

LESSON 6

Purpose ■ To appreciate how we can help at home.

Setting ■ Prayer: 'Night Prayer'.

Content ■ Discuss the different ways you help at home.

Worksheet ■ Lesson 6 Worksheet.

Prayer
God our Father I come to say,
thank you for your love today.
Thank you for my family,
and all the friends you give to me.
Guard me in the dark of night,
and in the morning send your light.
Amen

At Home ■ Do one thing to help someone in your family.

Links ■ PD&MU 'Living, Learning, Together' Units 4, 5 & 7.

Lesson 6 Worksheet

Draw a picture of you helping at home.

I help at home by _____

Night Prayer

God our Father I come to say,
thank you for your love today.
Thank you for my family,
and all the friends you give to me.
Guard me in the dark of night,
and in the morning send your light.
AMEN

Parents:

